

Introductory sub-table (I)(a)

<b>Name of the Company: D-LINK (INDIA) LIMITED</b>			
<b>Scrip Code: 533146</b>	<b>Name of the scrip: DLINKINDIA</b>	<b>Class of security: Equity</b>	
<b>Quarter ended: September 30, 2015</b>			
<b>Partly paid-up shares:-</b>	<b>No. of partly paid-up shares</b>	<b>As a % of total no. of partly paid-up shares</b>	<b>As a % of total no. of shares of the company</b>
Held by promoter/promoter group	-	-	-
Held by public	-	-	-
<b>Total</b>	<b>-</b>	<b>-</b>	<b>-</b>
<b>Outstanding convertible securities:-</b>	<b>No. of outstanding securities</b>	<b>As a % of total no. of outstanding convertible securities</b>	<b>As a % of total no. of shares of the company, assuming full conversion of the convertible securities</b>
Held by promoter/promoter group	-	-	-
Held by public	-	-	-
<b>Total</b>	<b>-</b>	<b>-</b>	<b>-</b>
<b>Warrants:-</b>	<b>No. of warrants</b>	<b>As a % of total no. of warrants</b>	<b>As a % of total no. of shares of the company, assuming full conversion of</b>
Held by promoter/promoter group	-	-	-
Held by public	-	-	-
<b>Total</b>	<b>-</b>	<b>-</b>	<b>-</b>
<b>Total paid-up capital of the company, assuming full conversion of warrants and convertible securities</b>	<b>35,504,850</b>		<b>100</b>

For D-LINK (INDIA) LIMITED



SHRINIVAS ADIKESAR  
COMPANY SECRETARY



Statement Showing Shareholding Pattern

Category code	Category of Shareholder	Table (I)(a)					Shares Pledged or otherwise encumbered	
		Number of Shareholders	Total number of shares	Number of shares held in dematerialized form	Total shareholding as a percentage of total number of shares		Number of shares	As a percentage
					As a percentage of (A+B) <sup>1</sup>	As a percentage of (A+B+C)		
(i)	(ii)	(iii)	(iv)	(v)	(vi)	(vii)	(viii)	(ix)= (viii)/(iv)*100
<b>(A)</b>	<b>Shareholding of Promoter and Promoter Group</b>							
<b>1</b>	<b>Indian</b>							
(a)	Individuals/ Hindu Undivided Family	-	-	-	-	-	-	-
(b)	Central Government/ State Government(s)	-	-	-	-	-	-	-
(c)	Bodies Corporate	-	-	-	-	-	-	-
(d)	Financial Institutions/ Banks	-	-	-	-	-	-	-
(e)	Any Others(Specify)	-	-	-	-	-	-	-
	<b>Sub Total(A)(1)</b>	-	-	-	-	-	-	-
<b>2</b>	<b>Foreign</b>							
a	Individuals (Non-Residents Individuals/ Foreign Individuals)	-	-	-	-	-	-	-
b	Bodies Corporate	1	18,114,663	18,114,663	51.02	51.02	-	-
c	Institutions	-	-	-	-	-	-	-
d	Qualified Foreign Investor	-	-	-	-	-	-	-
e	Any Others(Specify)	-	-	-	-	-	-	-
	<b>Sub Total(A)(2)</b>	<b>1</b>	<b>18,114,663</b>	<b>18,114,663</b>	<b>51.02</b>	<b>51.02</b>	-	-
	<b>Total Shareholding of Promoter and Promoter Group (A)= (A)(1)+(A)(2)</b>	<b>1</b>	<b>18,114,663</b>	<b>18,114,663</b>	<b>51.02</b>	<b>51.02</b>	-	-
<b>(B)</b>	<b>Public shareholding</b>							
<b>1</b>	<b>Institutions</b>							
(a)	Mutual Funds/ UTI	7	3,254,934	3,254,934	9.17	9.17	-	-
(b)	Financial Institutions / Banks	4	23,576	23,576	0.07	0.07	-	-
(c)	Central Government/ State Government(s)	-	-	-	-	-	-	-
(d)	Venture Capital Funds	-	-	-	-	-	-	-
(e)	Insurance Companies	-	-	-	-	-	-	-
(f)	Foreign Institutional Investors	1	21,672	21,672	0.06	0.06	-	-
(g)	Foreign Venture Capital Investors	-	-	-	-	-	-	-
(h)	Qualified Foreign Investor	-	-	-	-	-	-	-
(i)	Any Other (specify)	-	-	-	-	-	-	-
	<b>Sub-Total (B)(1)</b>	<b>12</b>	<b>3,300,182</b>	<b>3,300,182</b>	<b>9.30</b>	<b>9.30</b>	-	-


contd.....



contd.....

<b>B 2</b>	<b>Non-institutions</b>							
(a)	Bodies Corporate	410	1,442,999	1,442,999	4.06	4.06	-	-
(b)	Individuals							
	Individuals; -							
I	i. Individual shareholders holding nominal share capital up to Rs 1 lakh	17,250	5,612,680	5,586,464	15.81	15.81	-	-
II	ii. Individual shareholders holding nominal share capital in excess of Rs. 1 lakh.	12	3,973,741	3,973,741	11.19	11.19	-	-
(c)	Qualified Foreign Investor	-	-	-	-	-	-	-
(d)	Any Other - specify							
(d-i)	Non Resident Indians	216	3,033,686	3,033,686	8.54	8.54	-	-
(d-ii)	Clearing Members	61	24,446	24,446	0.07	0.07	-	-
(d-iii)	Trust	3	2,453	2,453	0.01	0.01	-	-
	<b>Sub-Total (B)(2)</b>	<b>17,952</b>	<b>14,090,005</b>	<b>14,063,789</b>	<b>39.68</b>	<b>39.68</b>	<b>-</b>	<b>-</b>
<b>(B)</b>	<b>Total Public Shareholding (B)= (B)(1)+(B)(2)</b>	<b>17,964</b>	<b>17,390,187</b>	<b>17,363,971</b>	<b>48.98</b>	<b>48.98</b>	<b>-</b>	<b>-</b>
	<b>TOTAL (A)+(B)</b>	<b>17,965</b>	<b>35,504,850</b>	<b>35,478,634</b>	<b>100.00</b>	<b>100.00</b>	<b>-</b>	<b>-</b>
<b>(C)</b>	<b>Shares held by Custodians and against which Depository Receipts have been issued</b>							
1	Promoter and Promoter Group	-	-	-	-	-	-	-
2	Public	-	-	-	-	-	-	-
	<b>Sub-Total (C)</b>	<b>-</b>	<b>-</b>	<b>-</b>	<b>-</b>	<b>-</b>	<b>-</b>	<b>-</b>
	<b>GRAND TOTAL (A)+(B)+(C)</b>	<b>17,965</b>	<b>35,504,850</b>	<b>35,478,634</b>	<b>100.00</b>	<b>100.00</b>	<b>-</b>	<b>-</b>

For D-LINK (INDIA) LIMITED



SHRINIVAS ADIKESAR  
COMPANY SECRETARY




(I)(b) Statement showing holding of securities (including shares, warrants, convertible securities) of persons belonging to the category "Promoter and Promoter Group"

Sr. No.	Name of the shareholder	Details of Shares held		Encumbered shares (*)			Details of warrants		Details of convertible securities		Total shares (including underlying shares assuming full conversion of warrants and convertible securities) as a % of diluted share capital
		Number of shares held	As a % of grand total (A) + (B) + (C)	No.	As a percent age	As a % of grand total (A)+(B)+(C) of sub-clause (I)(a)	Number of warrants held	As a % total number of warrants of the same class	Number of convertible securities held	As a % total number of convertible securities of the same class	
(i)	(ii)	(iii)	(iv)	(v)	$\frac{(vi)=(v)}{(iii)*100}$	(vii)	(viii)	(ix)	(x)	(xi)	(xii)
1	D-LINK HOLDING MAURITIUS INC	18,114,663	51.02	-	-	-	-	-	-	-	-
<b>TOTAL</b>		<b>18,114,663</b>	<b>51.02</b>	<b>-</b>	<b>-</b>	<b>-</b>	<b>-</b>	<b>-</b>	<b>-</b>	<b>-</b>	<b>-</b>

(\*) The term "encumbrance" has the same meaning as assigned to it in regulation 28(3) of the SAST Regulations, 2011.

For D-LINK (INDIA) LIMITED

  
SHRINIVAS ADIKESAR  
COMPANY SECRETARY



(I)(c)(i) Statement showing holding of securities (including shares, warrants, convertible securities) of persons belonging to the category "Public" and holding more than 1% of the total number of shares

Sr. No.	Name of the shareholder	Number of shares held	Shares as a percentage of total number of shares {i.e., Grand Total (A)+(B)+(C) indicated in Statement at para (I)(a) above}	Details of warrants		Details of convertible securities		Total shares (including underlying shares assuming full conversion of warrants and convertible securities) as a % of diluted share capital
				Number of warrants held	As a % total number of warrants of the same class	Number of convertible securities held	% w.r.t total number of convertible securities of the same class	
1	Mukesh Tirthdas Lulla	2,618,773	7.38	-	-	-	-	-
2	Vinai Kolli	2,514,525	7.08	-	-	-	-	-
3	SBI Funds Management*	2,153,334	6.06	-	-	-	-	-
4	Kotak Mahindra Mutual Fund*	991,600	2.79	-	-	-	-	-
5	Tejas Bhalchandra Trivedi	482,623	1.36	-	-	-	-	-
<b>TOTAL</b>		<b>8,760,855</b>	<b>24.68</b>	-	-	-	-	-

\* Multiple folios are consolidated on the basis of PAN.


(I)(c)(ii) Statement showing holding of securities (including shares, warrants, convertible securities) of persons (together with PAC) belonging to the category "Public" and holding more than 5% of the total number of shares of the company

Sr. No.	Name(s) of the shareholder(s) and the Persons Acting in Concert (PAC) with them	Number of shares	Shares as a percentage of total number of shares {i.e., Grand Total (A)+(B)+(C) indicated in Statement at para (I)(a) above}	Details of warrants		Details of convertible securities		Total shares (including underlying shares assuming full conversion of warrants and convertible securities) as a % of diluted share capital
				Number of warrants	As a % total number of warrants of the same class	Number of convertible securities held	% w.r.t total number of convertible securities of the same class	
1	Mukesh Tirthdas Lulla	2,618,773	7.38	-	-	-	-	-
2	Vinai Kolli	2,514,525	7.08	-	-	-	-	-
3	Kondapaneni Prasanna Kumar §	261,930	0.74	-	-	-	-	-
4	Veena Rao Kolli §	52,386	0.15	-	-	-	-	-
5	Ramalingeswara Rao Kolli §	52,386	0.15	-	-	-	-	-
6	SBI Funds Management*	2,153,334	6.06	-	-	-	-	-
<b>TOTAL</b>		<b>7,653,334</b>	<b>21.56</b>	-	-	-	-	-

§ Persons acting in concert with sr. no. 1 & 2 above.

\* Multiple folios are consolidated on the basis of PAN.

For D-LINK (INDIA) LIMITED



SHRINIVAS ADIKESAR  
COMPANY SECRETARY





(I)(d) Statement showing details of locked-in shares

Sr. No.	Name of the shareholders	Number of locked-in shares	Locked-in shares as a percentage of total number of shares {i.e., Grand Total (A)+(B)+(C) indicated in Statement at para (I)(a) above}	
1	NIL	-	-	-
<b>TOTAL</b>		-	-	-


(II)(a) Statement showing details of Depository Receipts (DRs)

Sr. No.	Type of outstanding DR (ADRs, GDRs, SDRs, etc.)	Number of outstanding DRs	Number of shares underlying outstanding DRs	Shares underlying outstanding DRs as a percentage of total number of shares (i.e., Grand Total (A)+(B)+(C) indicated in Statement at para (I)(a) above)
1	NIL	-	-	-
<b>TOTAL</b>		-	-	-

(II)(b) Statement showing holding of Depository Receipts (DRs), where underlying shares held by "promoter/promoter group" are in excess of 1% of the total number of shares

Sr. No.	Name of the DR Holder	Type of outstanding DR (ADRs, GDRs, SDRs, etc.)	Number of shares underlying outstanding DRs	Shares underlying outstanding DRs as a percentage of total number of shares (i.e., Grand Total (A)+(B)+(C) indicated in Statement at para (I)(a) above)
1	NIL	-	-	-
<b>TOTAL</b>		-	-	-

For D-LINK (INDIA) LIMITED

  
SHRINIVAS ADIKESAR  
COMPANY SECRETARY

