

July 9, 2015

To,
The Manager – Corporate
Relationship Department
BSE Limited
25th Floor, P.J. Towers,
Dalal Street, Mumbai-400 001

To,
The Manager - Corporate Compliance
National Stock Exchange of India
Limited
Exchange Plaza, Bandra Kurla Complex,
Bandra (East), Mumbai- 400 051.

**Sub: Submission of Quarterly Report on Distribution of Shareholding Pattern
for the quarter ended June 30, 2015:**

Script Code: BSE - 533146, NSE - DLINKINDIA

Dear Sir,

Please find enclosed herewith the following Documents;

1. In accordance with Clause 35 of the Listing Agreement, the Quarterly Report on Distribution of Shareholding pattern as on June 30, 2015.
2. Copy of Share Holding Pattern Summary for Free-Float Indices for the quarter ended June 30, 2015.

Kindly take in to the record of the above and acknowledge the receipt.

Thanking You,

Yours faithfully,
For **D-LINK (INDIA) LIMITED**



**SHRINIVAS ADIKESAR
COMPANY SECRETARY**

Encl: As Above.

Introductory sub-table (I)(a)

Name of the Company: D-LINK (INDIA) LIMITED			
Scrip Code: 533146	Name of the scrip: DLINKINDIA	Class of security: Equity	
Quarter ended: June 30, 2015			
Partly paid-up shares:-	No. of partly paid-up shares	As a % of total no. of partly paid-up shares	As a % of total no. of shares of the company
Held by promoter/promoter group	-	-	-
Held by public	-	-	-
Total	-	-	-
Outstanding convertible securities:-	No. of outstanding securities	As a % of total no. of outstanding convertible securities	As a % of total no. of shares of the company, assuming full conversion of the convertible securities
Held by promoter/promoter group	-	-	-
Held by public	-	-	-
Total	-	-	-
Warrants:-	No. of warrants	As a % of total no. of warrants	As a % of total no. of shares of the company, assuming full conversion of
Held by promoter/promoter group	-	-	-
Held by public	-	-	-
Total	-	-	-
Total paid-up capital of the company, assuming full conversion of warrants and convertible securities	35,504,850		100

For D-LINK (INDIA) LIMITED



SHIRINIVAS ADIKESAR
COMPANY SECRETARY

Statement Showing Shareholding Pattern


Category code	Category of Shareholder	Number of Shareholders	Table (I)(a)				Shares Pledged or otherwise encumbered	
			Total number of shares	Number of shares held in dematerialized form	Total shareholding as a percentage of total number of shares		Number of shares	As a percentage
					As a percentage of (A+B) ¹	As a percentage of (A+B+C)		
(i)	(ii)	(iii)	(iv)	(v)	(vi)	(vii)	(viii)	(ix)= (viii)/(iv)*100
(A)	Shareholding of Promoter and Promoter Group							
	1 Indian							
(a)	Individuals/ Hindu Undivided Family	-	-	-	-	-	-	-
(b)	Central Government/ State Government(s)	-	-	-	-	-	-	-
(c)	Bodies Corporate	-	-	-	-	-	-	-
(d)	Financial Institutions/ Banks	-	-	-	-	-	-	-
(e)	Any Others(Specify)	-	-	-	-	-	-	-
	Sub Total(A)(1)	-	-	-	-	-	-	-
	2 Foreign							
a	Individuals (Non-Residents Individuals/ Foreign Individuals)	-	-	-	-	-	-	-
b	Bodies Corporate	1	18,114,663	18,114,663	51.02	51.02	-	-
c	Institutions	-	-	-	-	-	-	-
d	Qualified Foreign Investor	-	-	-	-	-	-	-
e	Any Others(Specify)	-	-	-	-	-	-	-
	Sub Total(A)(2)	1	18,114,663	18,114,663	51.02	51.02	-	-
	Total Shareholding of Promoter and Promoter Group (A)= (A)(1)+(A)(2)	1	18,114,663	18,114,663	51.02	51.02	-	-
(B)	Public shareholding							
	1 Institutions							
(a)	Mutual Funds/ UTI	8	3,509,062	3,509,062	9.88	9.88	-	-
(b)	Financial Institutions / Banks	4	13,253	13,253	0.04	0.04	-	-
(c)	Central Government/ State Government(s)	-	-	-	-	-	-	-
(d)	Venture Capital Funds	-	-	-	-	-	-	-
(e)	Insurance Companies	-	-	-	-	-	-	-
(f)	Foreign Institutional Investors	2	56,272	56,272	0.16	0.16	-	-
(g)	Foreign Venture Capital Investors	-	-	-	-	-	-	-
(h)	Qualified Foreign Investor	-	-	-	-	-	-	-
(i)	Any Other (specify)	-	-	-	-	-	-	-
	Sub-Total (B)(1)	14	3,578,587	3,578,587	10.08	10.08	-	-

contd.....

contd.....

B 2	Non-institutions							
(a)	Bodies Corporate	379	1,586,361	1,586,361	4.47	4.47	-	-
(b)	Individuals							
	Individuals; -							
I	i. Individual shareholders holding nominal share capital up to Rs 1 lakh	15,482	5,423,131	5,396,915	15.27	15.27	-	-
II	ii. Individual shareholders holding nominal share capital in excess of Rs. 1 lakh.	10	3,742,409	3,742,409	10.54	10.54	-	-
(c)	Qualified Foreign Investor	-	-	-	-	-	-	-
(d)	Any Other - specify							
(d-i)	Non Resident Indians	212	3,020,817	3,020,817	8.51	8.51	-	-
(d-ii)	Clearing Members	69	35,882	35,882	0.10	0.10	-	-
(d-iii)	Trust	3	3,000	3,000	0.01	0.01	-	-
	Sub-Total (B)(2)	16,155	13,811,600	13,785,384	38.90	38.90	-	-
(B)	Total Public Shareholding (B)= (B)(1)+(B)(2)	16,169	17,390,187	17,363,971	48.98	48.98	-	-
	TOTAL (A)+(B)	16,170	35,504,850	35,478,634	100.00	100.00	-	-
(C)	Shares held by Custodians and against which Depository Receipts have been issued							
1	Promoter and Promoter Group	-	-	-	-	-	-	-
2	Public	-	-	-	-	-	-	-
	Sub-Total (C)	-	-	-	-	-	-	-
	GRAND TOTAL (A)+(B)+(C)	16,170	35,504,850	35,478,634	100.00	100.00	-	-

For D-LINK (INDIA) LIMITED




SHRINIVAS ADIKESAR
COMPANY SECRETARY

(I)(b) Statement showing holding of securities (including shares, warrants, convertible securities) of persons belonging to the category "Promoter and Promoter Group"

Sr. No.	Name of the shareholder	Details of Shares held		Encumbered shares (*)			Details of warrants		Details of convertible securities		Total shares (including underlying shares assuming full conversion of warrants and convertible securities) as a % of diluted share capital
		Number of shares held	As a % of grand total (A)+(B)+(C)	No.	As a percent age	As a % of grand total (A)+(B)+(C) of sub-clause (I)(a)	Number of warrants held	As a % total number of warrants of the same class	Number of convertible securities held	As a % total number of convertible securities of the same class	
(I)	(II)	(III)	(IV)	(V)	(VI)=(V)/(III)*100	(VII)	(VIII)	(IX)	(X)	(XI)	(XII)
1	D-LINK HOLDING MAURITIUS INC	18,114,663	51.02	-	-	-	-	-	-	-	-
TOTAL		18,114,663	51.02	-	-	-	-	-	-	-	-

(*) The term "encumbrance" has the same meaning as assigned to it in regulation 28(3) of the SAST Regulations, 2011.

For D-LINK (INDIA) LIMITED



SHRINIVAS ADIKESAR
COMPANY SECRETARY

(I)(c)(i) Statement showing holding of securities (including shares, warrants, convertible securities) of persons belonging to the category "Public" and holding more than 1% of the total number of shares

Sr. No.	Name of the shareholder	Number of shares held	Shares as a percentage of total number of shares {i.e., Grand Total (A)+(B)+(C) indicated in Statement at para (I)(a) above}	Details of warrants		Details of convertible securities		Total shares (including underlying shares assuming full conversion of warrants and convertible securities) as a % of diluted share capital
				Number of warrants held	As a % total number of warrants of the same class	Number of convertible securities held	% w.r.t total number of convertible securities of the same class	
1	Mukesh Tirthdas Lulla	2,618,773	7.38	-	-	-	-	-
2	Vinai Kolli	2,514,525	7.08	-	-	-	-	-
3	SBI Funds Management*	2,495,022	7.03	-	-	-	-	-
4	Kotak Mahindra Mutual Fund*	964,040	2.72	-	-	-	-	-
5	Tejas B. Trivedi	502,623	1.42	-	-	-	-	-
TOTAL		9,094,983	25.62	-	-	-	-	-


* Multiple folios are consolidated on the basis of PAN.

(I)(c)(ii) Statement showing holding of securities (including shares, warrants, convertible securities) of persons (together with PAC) belonging to the category "Public" and holding more than 5% of the total number of shares of the company

Sr. No.	Name(s) of the shareholder(s) and the Persons Acting in Concert (PAC) with them	Number of shares	Shares as a percentage of total number of shares {i.e., Grand Total (A)+(B)+(C) indicated in Statement at para (I)(a) above}	Details of warrants		Details of convertible securities		Total shares (including underlying shares assuming full conversion of warrants and convertible securities) as a % of diluted share capital
				Number of warrants	As a % total number of warrants of the same class	Number of convertible securities held	% w.r.t total number of convertible securities of the same class	
1	Mukesh Tirthdas Lulla	2,618,773	7.38	-	-	-	-	-
2	Vinai Kolli	2,514,525	7.08	-	-	-	-	-
3	Kondapaneni Prasanna Kumar	261,930	0.74	-	-	-	-	-
4	Veena Rao Kolli	52,386	0.15	-	-	-	-	-
5	Ramalingeswara Rao Kolli	52,386	0.15	-	-	-	-	-
6	SBI Funds Management*	2,495,022	7.03	-	-	-	-	-
TOTAL		7,995,022	22.52	-	-	-	-	-

* Multiple folios are consolidated on the basis of PAN.

For D-LINK (INDIA) LIMITED



SHRINIVAS ADIKESAR
COMPANY SECRETARY

(I)(d) Statement showing details of locked-in shares

Sr. No.	Name of the shareholders	Number of locked-in shares	Locked-in shares as a percentage of total number of shares {i.e., Grand Total (A)+(B)+(C) indicated in Statement at para (I)(a) above}
1	Mukesh Tirthdas Lulla	2,618,773	7.38
2	Vinai Kolli	2,514,525	7.08
3	Kondapaneni Prasanna Kumar	261,930	0.74
4	Veena Rao Kolli	52,386	0.15
5	Ramalingeswara Rao Kolli	52,386	0.15
TOTAL		5,500,000	15.49


(II)(a) Statement showing details of Depository Receipts (DRs)

Sr. No.	Type of outstanding DR (ADRs, GDRs, SDRs, etc.)	Number of outstanding DRs	Number of shares underlying outstanding DRs	Shares underlying outstanding DRs as a percentage of total number of shares {i.e., Grand Total (A)+(B)+(C) indicated in Statement at para (I)(a) above}
1	NIL	-	-	-
TOTAL		-	-	-

(II)(b) Statement showing holding of Depository Receipts (DRs), where underlying shares held by "promoter/promoter group" are in excess of 1% of the total number of shares

Sr. No.	Name of the DR Holder	Type of outstanding DR (ADRs, GDRs, SDRs, etc.)	Number of shares underlying outstanding DRs	Shares underlying outstanding DRs as a percentage of total number of shares {i.e., Grand Total (A)+(B)+(C) indicated in Statement at para (I)(a) above}
1	NIL	-	-	-
TOTAL		-	-	-

For D-LINK (INDIA) LIMITED


SHRINIVAS ADIKESAR
COMPANY SECRETARY